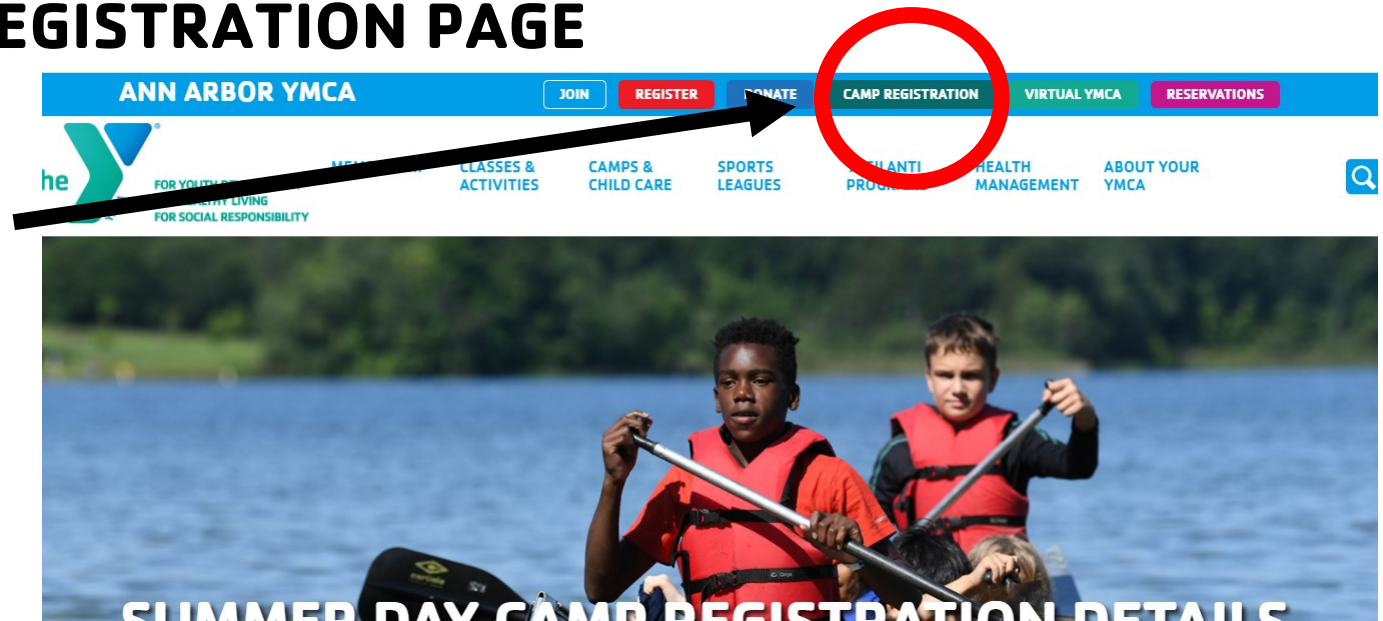


# HOW TO REGISTER FOR CAMP ON CAMPMINDER

## STEP 1: CAMP REGISTRATION PAGE

Click "CAMP REGISTRATION" on the [www.annarborymca.org](http://www.annarborymca.org) homepage.



The camp registration login page is where returning families will login using their existing account. New Families can create an account by using an email address that is checked regularly.

A screenshot of the Ann Arbor YMCA Camp Registration Platform login page. At the top, there is a navigation bar with the 'the Y YMCA' logo and links for 'MEMBERSHIP', 'CLASSES & ACTIVITIES', 'CAMPS & CHILD CARE', 'SPORTS LEAGUES', 'YPSILANTI PROGRAMS', 'HEALTH MANAGEMENT', and 'ABOUT YOUR YMCA'. Below this is a section titled 'CAMP REGISTRATION' with a welcome message and instructions for returning and new camper families. There are also contact numbers and a note about the registration process. At the bottom, there is a form titled 'About You (Parent/Guardian)' with a notice that required fields have a dotted underline. The form includes fields for 'First Name', 'Last Name', 'Email', and 'Relationship', along with a 'Select' dropdown menu.

the Y YMCA

REGISTER DONATE

MEMBERSHIP CLASSES & ACTIVITIES CAMPS & CHILD CARE SPORTS LEAGUES YPSILANTI PROGRAMS HEALTH MANAGEMENT ABOUT YOUR YMCA

### CAMP REGISTRATION

Welcome to the  
Ann Arbor YMCA Camp Registration Platform

Returning Camper Families: If you are a returning family, we already have your information on file. Upon entering the email address associated with your account, the system will ask you to input your password. If you don't remember your password, you can click retrieve/set password to update your account.

New Camper Families: Create an account with an email address you check regularly.

AGQ questions: 734-661-8051 or [camping@annarborymca.org](mailto:camping@annarborymca.org)  
DAY CAMP questions: 734-661-8039 or [daycamps@annarborymca.org](mailto:daycamps@annarborymca.org)

NOTE: DO NOT HIT THE RED REGISTER BUTTON ON THE TOP OF THE ANN ARBOR YMCA HOMEPAGE! IT WILL TAKE YOU TO PROGRAM REGISTRATION INSTEAD OF CAMP REGISTRATION.

#### About You (Parent/Guardian)

Notice: Required fields have a dotted underline.

First Name  Last Name

Email  Relationship

## STEP 2: SELECT SEASON AND ENTER CAMPER INFO

[Instructions](#)

Once logged in, select 2024.

You must register one camper at a time! If you are registering multiple children for camp, once you submit your registration for your first camper, you will be able to select "Begin A New Application" on the final confirmation page to register your second camper.

Season

2018

How did you hear about us?

Select



Double check that your camper's information is accurate.

First Name

Middle Name

Last Name

Nickname

NAME CAMPER GOES BY

Suffix

None

Gender

☐ Male ☐ Female

Date of Birth

MM/DD/YYYY

Grade

Select

2017-2018 SCHOOL YEAR

School

T-Shirt

Select

Membership Status

Select

Begin Application

Enter camper information or confirm returning camper information.

Under "Membership Status," identify your respective membership status and if you are applying for a scholarship.

Click "BEGIN APPLICATION" to begin the registration process.

**NOTE: Application is the CampMinder term for Registration.**

## STEP 3: SELECT SESSIONS

Follow the instructions and scroll to the camps you would like to register for.

You will find day camp programs under the following sessions:

- Camp Birkett
- Camp Greenhills
- Camp New Heights
- Camp Treetown
- Youth Volunteer Corps (YVC)

### CAMP REGISTRATION

for Mona Lisa

[Instructions](#)

1

2

3

4

5

#### REGISTERING FOR AGQ:

Step 1: Select core session(s) of interest by clicking "Show Sessions" directly under "Camp Al-Gon-Quian - Core Sessions."

Step 2: Select Additional Options in corresponding Additional Options session list.

#### REGISTERING FOR DAY CAMPS:

Step 1: Scroll to find session(s) of interest and click "Show Sessions" directly under the camp name.

Step 2: Select the camp program(s) you would like to enroll your camper in by clicking on the title of the camp. You will know you've selected the camp when there is a check mark on the left side of the camp session title.

### SELECT SESSION

Camp Al-Gon-Quian - Core Sessions

Scroll down to see the day camp programs. Select "Show Sessions" underneath the camp header to view individual weeks of camp and the programs offered within each week.

Camp Birkett

[Show Sessions](#)

Day Camps - Downtown

[Show Sessions](#)

# STEP 3: SELECT SESSIONS CONTINUED

Scroll down to see the different camps. Select “Show Sessions” underneath the camp header to view individual weeks of camp and the programs offered within each week.

Camp Birkett

Show Sessions


Day Camps - Downtown

Show Sessions

Select the camps/weeks you would like to register for and click “Continue” at the bottom of the page. THIS WILL HOLD YOUR SPACE FOR 30 MINUTES. If you have to go back to this page, it will no longer reserve the space it previously held for you, so be sure you’ve selected all camps you’d like to register for.

*Note: This image is from 2018. Prices and deposits may vary for summer 2024.*

Camp Birkett

 Sessions/programs with this icon are at capacity. Applications will be marked as "wait list"

<input type="checkbox"/> Camp Birkett - Session 1	Jun 18 - Jun 22
Tuition \$265.00 Deposit \$50.00	Spaces left: 77
<input type="checkbox"/> Camp Birkett - Overnight - Session 1	Jun 21 - Jun 22
Tuition \$60.00 Deposit \$60.00	Spaces left: 17

Hide Sessions

# STEP 4: ENTER HOUSEHOLD INFORMATION

On this page, you will edit your household information as the parent/guardian.

## CAMP REGISTRATION

20:28

for Mona Lisa

[Instructions](#)

1

2

3

4

5

6

You have 30 minutes to complete the registration. Your spot is saved for 30 minutes. If time expires you will lose your spot. The countdown timer is located in the upper right hand corner.

## ALUM LUM'S HOUSEHOLD

Country	<input type="text" value="United States"/>	City	<input type="text" value="Ann Arbor"/>
Address	<input type="text" value="400 W. Washington St."/>	State	<input type="text" value="Michigan"/>
	<input type="text"/>	Zip	<input type="text" value="48103"/>
Home Phone	<input type="text" value="734-426-0072"/>		
	<input type="text" value="EX: 828-555-1212"/>		
Summer Phone	<input type="text"/>		
	<input type="text" value="EX: 303-555-1212"/>		


## Your Personal Information

First Name	<input type="text" value="Alison"/>	Last Name	<input type="text" value="Lum"/>
Title	<input type="text" value="None"/>	Suffix	<input type="text" value="None"/>
Relationship	<input type="text" value="Mother"/>	Marital Status	<input type="text" value="Select"/>
Work Phone	<input type="text"/>	Login Email	<input type="text" value=""/>
Cell Phone	<input type="text" value="734-426-0072"/>	Other Email	<input type="text"/>
Other Phone	<input type="text"/>		

[Add second parent/guardian](#)

[Add another parent/guardian who resides at a different address](#)

You will be able to add a second parent/guardian and/or add another parent/guardian who resides at a different address.



# STEP 5: ENTER SCHOLARSHIP APPLICATION INFORMATION

If you are applying for a scholarship, select “YES” from the dropdown selection box.

You will need to enter the following information if you select “YES”:

- Name all persons living in household and their birthdates
- Federal taxes? Yes, No, Yes but my household situation has changed.
- If there are any other circumstances (such as other financial obligations) that we should be aware of, please let us know – written section

## CAMP REGISTRATION

28:32

for Mona Lisa

[Instructions](#)

1

2

3

4

5

6

Are you applying for a scholarship?

Select one



## STEP 6: PAYMENT INFORMATION

Verify your billing information is correct. You can edit your billing information by clicking "EDIT BILLING INFORMATION"

*Scroll to continue to payment information.*

[Photos](#) | [Cart](#)

[My Account](#) | [Help](#) | [Log Out](#)

### CAMP REGISTRATION

28:37

for Mona Lisa

[Instructions](#)



### BILLING INFORMATION

Your billing information is below. Invoices will be sent via email.

The Lum Family  
(alum@annarborymca.org)  
400 W. Washington St.  
Ann Arbor, MI 48103

[Edit Billing Information](#)

Under Payment Information, you will see which camps you have selected to register your camper for and the fee associated with each camp. It will show your balance, and what is due now, which is the deposit for the camp(s).

*Scroll to continue to Deposit and Payment Schedule for Balance.*

### PAYMENT INFORMATION

Charges	\$265.00
---------	----------

Mona Lisa	
Birkett - Session 01 (YMCA Member)	\$265.00

New Family Balance	\$265.00
--------------------	----------

Due Now for Mona Lisa	\$50.00
-----------------------	---------

[Pay in Full](#)

# STEP 6: PAYMENT INFORMATION CONTINUED

**Deposits must be paid at the time of registration. Therefore we will only allow a credit card to be used for the deposit online.**

***NOTE: If you would like to make a cash or check payment for your deposit, please email [daycamps@annarborymca.org](mailto:daycamps@annarborymca.org) or call (734) 661-8009.***

---

**Under “Payment Schedule for Balance” please select your billing preference.**

***Scroll to continue to add/select a Credit Card .***

## Deposit


Deposits are non-refundable under any circumstance. Deposits are applied to the total balance.

If you are Waitlisted you will not be charged the deposit however the system will ask you for credit card information.

What form of payment will you use for the deposit?

☐ Credit Card

## Payment Schedule for Balance

 You must select 1 of the preferences applicable to your camp (Al-Gon-Quian or Day Camps).

You are able to login to your CampInTouch account at anytime to make payments towards your balance.

☐ **Camp Al-Gon-Quian - Payment Plan (5 Months)**  
(Credit Card)

Payments will be divided into 5 equal payments. Payments will be processed on the 10th of each month Jan. - May. If you register after Jan. 10th your payment will be adjust accordingly.

☒ **Camp Al-Gon-Quian - Charge me on May 15**  
(Credit Card)

Automatically charge the credit card on my account the remaining balance on May 15th, 2018.

☐ **Day Camp Draft**  
(Credit Card)

If you have not already paid your balance, you will be drafted on the

***Note: This image is from 2018. Payment plans may vary for summer 2024.***



## STEP 6: PAYMENT INFORMATION CONTINUED

Add a credit card to be used for the payment due.

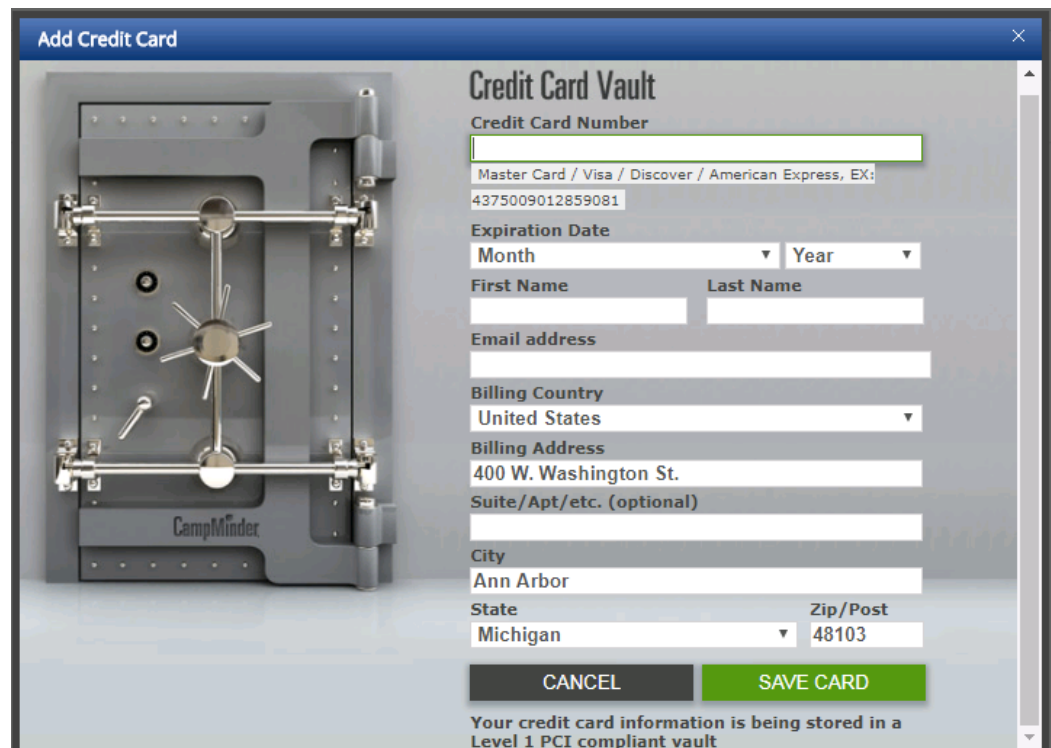
Credit Card



You currently have no credit cards on file.

[Add a credit card](#)

The “Credit Card Vault” will open. When you enter your information, it is safely stored and saved to your account to be used in future registrations on CampMinder.



The screenshot shows a window titled "Add Credit Card" with a blue header. On the left is a graphic of a metal vault door with the "CampMinder" logo. On the right is the "Credit Card Vault" form. The form includes the following fields:

- Credit Card Number: A text input field with a dropdown menu showing "Master Card / Visa / Discover / American Express, EX:" and the number "4375009012859081".
- Expiration Date: Two dropdown menus for "Month" and "Year".
- First Name: A text input field.
- Last Name: A text input field.
- Email address: A text input field.
- Billing Country: A dropdown menu showing "United States".
- Billing Address: A text input field with "400 W. Washington St.".
- Suite/Apt/etc. (optional): A text input field.
- City: A text input field with "Ann Arbor".
- State: A dropdown menu showing "Michigan".
- Zip/Post: A text input field with "48103".

At the bottom of the form are two buttons: "CANCEL" and "SAVE CARD". Below the buttons is a note: "Your credit card information is being stored in a Level 1 PCI compliant vault".

# STEP 7: TERMS AND CONDITIONS

Read the Terms and Conditions and check off when you have finished reading them.

Type your name into the Signature box and hit "Submit" to complete the registration process.

You will receive a confirmation email upon successful submission of your camp registration.

[Photos](#) | [Cart](#)

[My Account](#) | [Help](#) | [Log Out](#)

## CAMP REGISTRATION

09:32

For Mona Lisa

[Instructions](#)

1

2

3

4

5

6

### TERMS AND CONDITIONS

DEPOSITS ARE NON-REFUNDABLE UNDER ANY CIRCUMSTANCE.

FOR AGQ: Program fees (including transportation and additional programs), less the deposit, can be refunded for cancellations before May 15, 2018. After May 15th, 2018, there will be no refunds issued for any program (including transportation and additional programs) including in cases of homesickness or voluntary withdrawal. A physician-authorized written medical reason verifying illness or injury is required to receive a refund if a



I have read and agree to the terms and conditions above. By signing this form I give Ann Arbor YMCA permission to debit my account the total amount due as indicated on my registration contract, if applicable.

[Signature](#)

02/07/2018

Back

Submit